




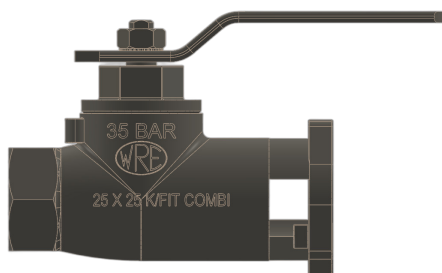
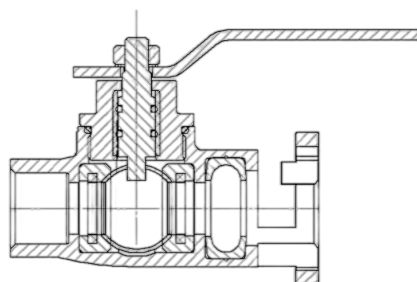
OTHER VALVES - COMBI VALVE

Specifications

The WRE Combi-Valves are specially designed to accommodate the Kwikfit range of hose tails, which can be coupled directly into the valve.

Materials Of Construction

Body and Bonnet	Ductile Iron
Handle	Mild Steel
Ball	Stainless Steel
Spindle	Mild Steel (MS)
Seals	Polyurethane
Coating	Unpainted, unless requested



Pipe Thread B.S.P	Description	Spindle	Working Pressure (kPa)	Item Number
1" Female	1" B.S.P. Female X 12,5mm Light Kwikfit Combi-Valve	MS	3500	30294
1" Female	1" B.S.P. Female X 25mm Kwikfit Combi-Valve	MS	3500	30271
1" Female	50mm Shouldered X 25mm Kwikfit Combi-Valve	MS	3500	30272
1 1/4" Female	1 1/4" Female X 32mm Kwikfit Combi-Valve	MS	3500	30263